

Part Part Whole Cards

The following cards can be used to practice part part whole relationships, and also tie subtraction to addition in a number of ways. The lines in the upper left and right corners should be extended and the corners cut off. The two sides are then folded in to the middle line to hide either. Colour dot labels or other stickers can be placed over the black dots to add visual appeal.

The decomposition of 7 can be shown as below. Fold over one side and ask for the missing part. The top can also be folded back and ask for the total.

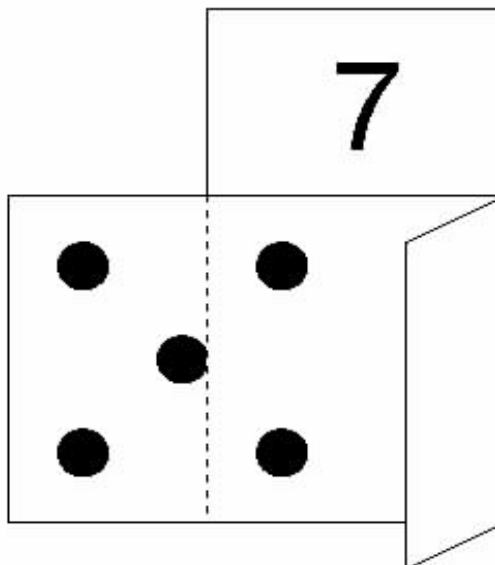
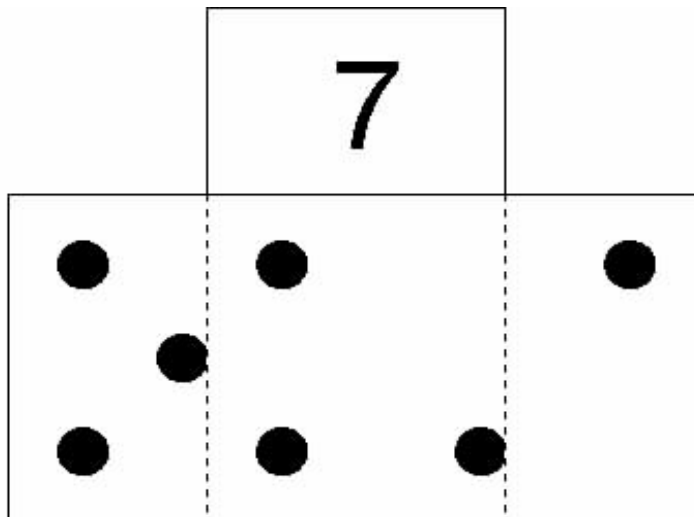
The fact family of $5 + 2$, $2 + 5$, $7 - 2$, $7 - 5$ can all be modelled with this card.

For example, if the 2 is covered then the following questions can be asked, showing the connection of subtraction as think addition.








$$5 + ? = 7$$

$$7 - 5 = ?$$







Some research suggests that most of the addition facts be explored before expecting fluency with subtraction facts.









6









6








6








6








5







5







5










4










4










7










7











7











7











8







8














8



8



9



9

